

Doorstep Crime



- Always make sure visitors to your home are who they say they are by asking to see their identification.
- If you are unsure, check the identity of the caller by calling the company they say they are from using the number listed in the telephone directory.
- Remember to close and lock the back door before answering the front door to prevent anyone sneaking through an insecure door.
- Have a viewer or spy hole and a stout door chain fitted to your door.
- If the caller claims to be from the electricity, gas or water company, ask them to quote your customer reference number or password. A genuine caller from these companies will be able to quote these numbers.
- Water Boards no longer exist. It is an obsolete phrase used only by bogus callers.

REMEMBER: If in doubt, keep them out.

Genuine callers will not mind you taking these steps to keep you safe.



fighting crime
protecting communities

If you see something suspicious or want to report information about a crime that has taken place, call the police non-emergency number **101** or **Crimestoppers anonymously** on **0800 555 111**.



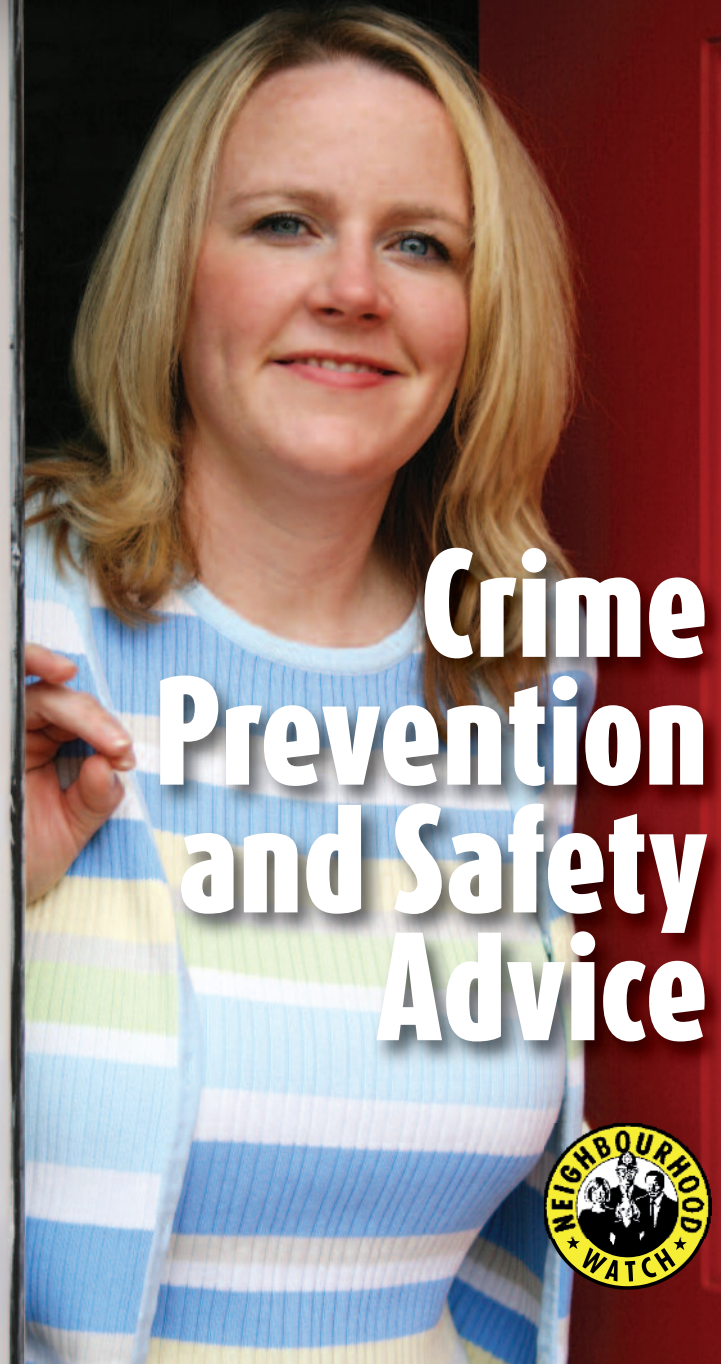
To find out more information about Neighbourhood Watch, please get in touch:

Email: citizens.in.policing@merseyside.police.uk

Tel: **0151 777 4182**

Post: **Citizen in Policing, Canning Place,
Liverpool L1 8JX**

Web: www.merseyside.police.uk



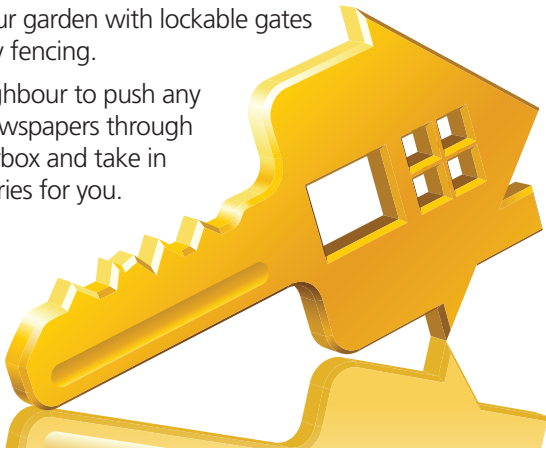
Crime Prevention and Safety Advice



In order to take positive action to reduce your risk of becoming a victim, please read the following safety tips and advice:

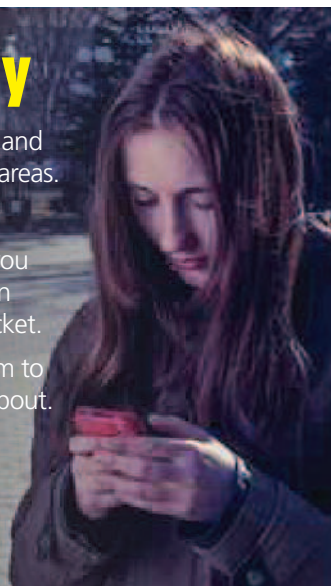
Home and Garden Security

- Lock all doors and windows when you go out.
- Keep valuables including car keys hidden out of sight.
- Consider investing in a burglar alarm and outside security lighting.
- Leave your lights on a timer switch if you're going out.
- Secure your garden with lockable gates and sturdy fencing.
- Ask a neighbour to push any mail or newspapers through your letterbox and take in any deliveries for you.



Personal Safety

- Be aware of your surroundings and try to keep to well-lit and busy areas.
- Keep valuables out of sight.
- Spread your valuables around you e.g keys in your jacket, phone in your bag, money in trouser pocket.
- Consider a personal safety alarm to carry with you when out and about.
- Avoid texting when walking alone as you may miss signs of potential danger.



Vehicle Crime


If it's on show, it'll go!



- When you park, always lock and secure all windows, doors and the sunroof.
- Never leave any personal items on display in your vehicle.
- Remove any satellite navigation equipment every time you leave the vehicle.
- At home or work, don't leave your keys near windows or doors where they can be seen or reached by thieves.
- Look for car parks that are part of the police approved Safer Parking Scheme and display the Park Mark brand. For more information visit www.parkmark.co.uk

Online Safety

- Always aim to have an up to date security programme and anti-virus software installed on your computer.
- Make regular backups of important files.
- Be careful when clicking on links and attachments in emails from an unknown sender.
- Leave a website if you feel it may be suspicious or doesn't appear to have sufficient text or branding.
- Make sure your passwords are strong and you use a different one for each account.
- Regularly check your social media privacy settings to control exactly what you're sharing and with whom.



Fraud and Identity Theft

- Never give your bank pin details out over the phone unless you are certain who you are speaking too.
- Shred receipts with your card details on and correspondence with your name and address on.
- Shield your pin when withdrawing cash and when using your credit or debit card to pay for items.
- If you move house, contact your bank, give them your new address and arrange with the Post Office to have your mail redirected.
- Keep a list of telephone numbers to call to report the loss or theft of your wallet, credit cards etc.